

HOW TO WHOLE BODY WASH FOR BED BOUND PATIENTS WITH ANTIMICROBIAL HIBIWASH®


BONDS TO AND CARES FOR SKIN, WHILST KILLING GERMS.



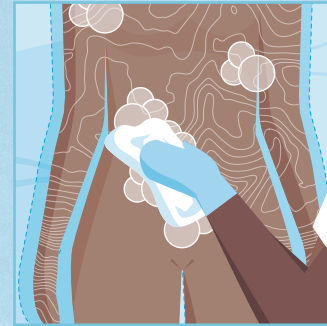
STEP 1: Wipe the face with downward movements. Avoid contact with eyes, nostrils, ears, mouth.



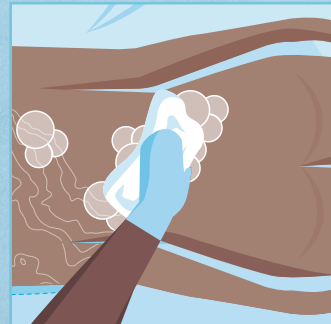
STEP 2: Wipe the neck and chest with downward movements.



STEP 3: Wipe the left arm, armpit and hand of the patient with downward movements. Repeat the same action for the left arm, armpit and hand of patient.




STEP 4: Wipe the belly and groin with downward movements and pay attention and care to the belly button.



STEP 5: Roll the patient to their side and wipe the back with downward movements.



STEP 6: Move to the buttocks and clean the area with downward movements.




STEP 7: Position the patient to their initial position and now wipe the right leg and foot with downward movements. Repeat the same action for the left leg and foot of patient.



STEP 8: Repeat STEPS 1-7 using wet wash cloths ONLY to rinse off.



Hibiwash®
bonded to skin



Wash the hair using Hibiwash® and rinse off well. Follow the hospital's guidelines for bed bound patients.

FOR THE BODY

- Use a wash basin that has been disinfected and add into it clean warm water. Bring it close to the patient's bed. Use clean wash cloths one for each step. Wet the cloths using the water from the basin, add a small amount of Hibiwash®.
- For the rinse off repeat STEPS 1-7 with wet wash cloths ONLY.
- NEVER dip back in the wash basin a wash cloth that has been used already.
- Dispose of the remaining water and used wash cloths safely in the designated areas and as per the hospital's guidelines.
- Disinfect the wash basin before using it with the next patient.

Help us to reduce the **11 in 100 chance** of a surgical site infection.¹

Hibiwash® is your **trusted partner** in helping prevent infections, promote skin's integrity and save time before performing surgical procedures.

Together let's move towards zero.

FIND OUT MORE AT WWW.MOLNLYCKE.CO.UK

Hibiwash® is a medicine, always read the package insert leaflet carefully, consult your physician, nurse or pharmacist and follow the hospital's protocol. Speak to your Mölnlycke contact person for the summary of product characteristics document.

With 4% w/v Chlorhexidine Gluconate

1. Gillespie B.M. 2021. Worldwide incidence of surgical site infections in general surgical patients: A systematic review and meta-analysis of 488,594 patients. International Journal of Surgery, 95, p.106136.

Mölnlycke Health Care Ltd, Unity House, Medlock Street, Oldham, OL1 3HS UK. Tel. 0800 731 1876 Email: ors.uk@molnlycke.com

The Mölnlycke and Hibi trademark, name and logo types are registered globally to one or more of the Mölnlycke Health Care Group of Companies. © 2024 Mölnlycke Health Care AB.

All rights reserved. HQIM005151UK. Find out more at www.molnlycke.co.uk Date of First Authorisation/Renewal of the Authorisation: 23/10/2023. Date of Revision of the Text: 23/10/2023.

